

Mechanical Data

Mounting position

Any.

The tube is viewed through the dome of the bulb.

Alignment

Cathode No. 2 is aligned with pin No. 11 to an accuracy of $\pm 12^\circ$.

Weight

50 g.

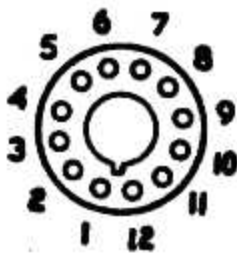
Escutcheon

N.80977.

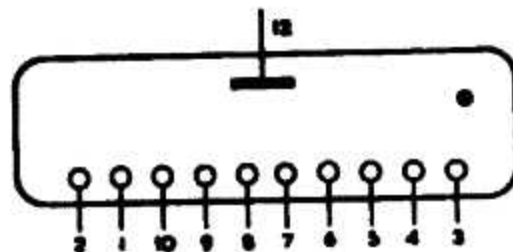
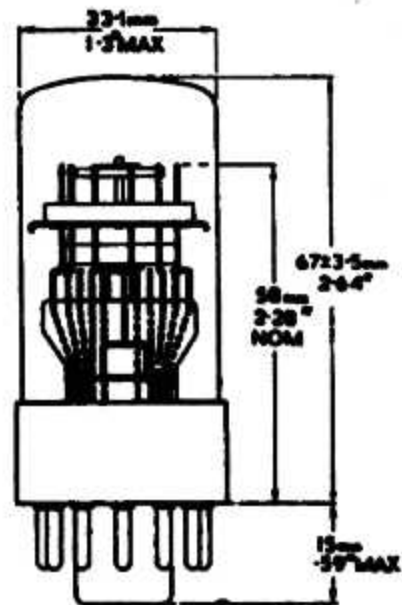
Base

Duodecal.

Base Connections
(underside view)



Pin	Cathode	
1		1
2	"	0
3	"	9
4	"	8
5	"	7
6	"	6
7	"	5
8	"	4
9	"	3
10	"	2
11	—	
12	Anode	



Limit Ratings

Minimum anode to cathode voltage to ensure breakdown (normal room illumination)	129 V ←
Maximum voltage across tube and 500 k Ω resistors to ensure tube extinguishes	105 V ←
Maximum potential difference between any two cathodes (Cathode resistors min. value of 300 k Ω)	120 V ←
Maximum total anode current	250 μ A
Minimum total anode current	50 μ A

Characteristics

Running voltage at 60 μ A 108 V approx.

Recommended Operating Conditions

Anode current 60 μ A

To ensure correct operation the cathode potential must change by a voltage V_o where :—

$$\begin{aligned}V_o &> V_s - V_x \\ &> 129 - 105, \text{ i.e., } 24 \text{ volts}\end{aligned}$$

V_s = Striking voltage

V_x = Extinction voltage

N.B. ← Indicates a change from previous data sheets.

